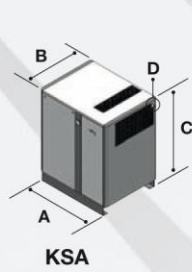
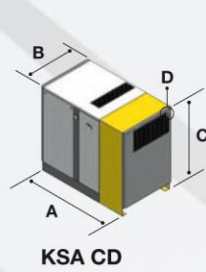


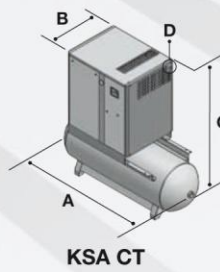
Dane
techniczne:



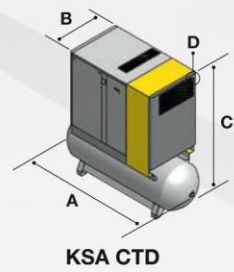
KSA



KSA CD



KSA CT



KSA CTD

											Wymiary			
Model	Nr kat.	m ³ /min	cfm	HP	KW	Bar	dB(A)	Zbiornik	Volt/Hz	Waga	A	B	C	D
KSA														
KSA 11 - 8	CC1043706	1,650	58,3			8	64		VOLT 400 +5% / 50 - 60 Hz	200	960	740	1090	3/4G
KSA 11 - 10	CC1042402	1,500	53	15	11	10	64	-		200	960	740	1090	3/4G
KSA 11 - 13	CC1043707	1,150	40,64			13	64			200	960	740	1090	3/4G
KSA 15 - 8	CC1043708	2,210	78,09			8	65			230	960	740	1090	3/4G
KSA 15 - 10	CC1042403	2,000	70,67	20	15	10	65	-		230	960	740	1090	3/4G
KSA 15 - 13	CC1043709	1,600	56,54			13	65			230	960	740	1090	3/4G
KSA 18 - 8	CC1043710	2,800	98,94			8	67			280	960	740	1090	3/4G
KSA 18 - 10	CC1042404	2,500	88,34	25	18,5	10	67	-		280	960	740	1090	3/4G
KSA 18 - 13	CC1043711	1,930	68,20			13	67			280	960	740	1090	3/4G